

HAND WRITING
PRACTICE BOOK - I
CLASS - I



GROWHILLS

HAND WRITING
PRACTICE BOOK - I
CLASS - I



GROWHILLS

HANDWRITING
PRACTICE BOOK-I
FOR CLASS -I

By
GROWHILLS PUBLISHING WRITERS' BOARD

GROWHILLS PUBLISHING
KAMALPUR, BARPETA (ASSAM)

HAND WRITING PRACTICE BOOK-I (CLASS I) FOR BOTH ENGLISH AND ASSAMESE MEDIUM STUDENTS prepared by Growhills Publishing Writers' Board and Published by Growhills Publishing, a Publisher, Distributor and Retailer, Kamalpur, Barpeta (Assam)- 781352.

All rights reserved. No part of this publication may be reproduced, stored in a retrieval system or transmitted in any form or by any means: electronic, mechanical, photocopying recording or otherwise.

This book is especially designed to meet the long-felt demand of private educational institutes of North-East India. The materials have been compiled and edited from various sources. The publisher is not aware of any copyright violations in any form which has been incurred while preparing this book. We are ready to appreciate and take immediate action to rectify and overcome such thing which has occurred unintentionally or unknowingly in any form towards anyone incase it is brought to our notice.

Any dispute is subject to Barpeta Jurisdiction.

First Publication: September, 2016

Price : Rs. /- only

**Published by
GREOWHILLS PUBLISHING
KAMALPUR, BARPETA (ASSAM)**

FOREWORD

Writing by hand is called **Hand Writing**. Hand writing is an integral part of education. One cannot claim himself to be properly educated without learning the art of writing. Mahatma Gandhi, who regretted all his life for his poor hand writing said the truth, "Hand writing is the part and parcel of education." Hand writing style should be good, legible and smooth. In most languages hand writing style is something different from print type. There is a great significance (importance) of good hand writing as:

First, good hand writing enhances attention and interest in learning activities.

Secondly, good hand writing increases understanding and memory power.

Thirdly, good hand writing is a proud possession of one's personality.

Fourthly, by good hand writing a student can get immediate favour of his teachers.

Fifthly, good hand writing may cure some students suffering from inferiority complex.

Sixthly, good hand writing brings in mental satisfaction.

Thus the significance of good hand writing is so great that it may be called the key board of education.

As hand writing style differs from person to person yet there is some ideal styles which may be followed as models of practising hand writing. In computer there are some hand writing styles as: Kunstler script, Edwardian script and some few. The students may follow and practise these styles. Some students especially the tender and primary students may find them hard to practise because they are more cursive and needs long patient practice.

There are some general norms of learning the art of good hand writing as:

First, hand writing should be cursive *i.e.* connected to letters with each other within a word.

Secondly, hand writing should be somewhat leaning towards the right.

Thirdly, hand writing should neither be so small nor so big.

Fourthly, one should always write in the same style in which he hopes to get proficiency.

In addition to these norms, the students should follow the following instruction while practising the art of hand writing:

First, the learner should follow a model which he finds easier and comfortable for him.

Secondly, in the primary stage the learner should use wooden pencil or fountain pen while practising hand writing. It is not good to use ball pen (dot pen) at the primary stage.

Thirdly, he should use practice book having four lined rolling.

Fourthly, he should practise writing sitting on a chair keeping his practice book on the table. Note well that hand writing should never be practised sitting on one's haunches in the bed.

Fifthly, the height of the table should be up to his chest.

Sixthly, the light should be fallen from left side of the learner.

Seventhly, the table should be neat with enough space.

Eighthly, he should practise hand writing everyday at any time he likes.

Ninthly, the learner should never make haste in writing.

Tenthly, he must have patience and perseverance because it needs long day practising.

This *Hand Writing Practice Book-I* has been designed to meet the needs of the students of primary level as introduction to practice of learning alphabets. First the print types (both capital forms and small forms) and then cursive forms (both capital and small type) have been dealt with in this practice book. The students are asked to practise the art of hand writing as much as they can.

While teaching the art of hand writing (cursive or print type) the teacher should talk about the Importance of Good Hand Writing to motivate the learners in practising the art of writing.

We are looking forward for suggestion of any kind from the teachers, guardians, educationists and student community for its further development.

Kamalpur, Barpeta

August, 2016

Publisher
Growhils Publishing

PART-I

A. ENGLISH PRINT TYPE CAPITAL LETTERS:

A A A A A A A A A

B B B B B B B B B

C C C C C C C C C

D D D D D D D D D

E E E E E E E E E

F F F F F F F F F

G G G G G G G G G

H H H H H H H H H

I I I I I I I I I

J J J J J J J J J

K K K K K K K K K

L L L L L L L L L

M M M M M M M M M

N N N N N N N N N

O O O O O O O O O

P P P P P P P P P

Q Q Q Q Q Q Q Q Q

R R R R R R R R R

S S S S S S S S S

T T T T T T T T T

U U U U U U U U U

V V V V V V V V V

W W W W W W W W W

X X X X X X X X X

Y Y Y Y Y Y Y Y Y

Z Z Z Z Z Z Z Z Z

B. ENGLISH PRINT TYPE SMALL LETTERS:

a a a a a a a a a

b b b b b b b b b

c c c c c c c c c

d d d d d d d d

e e e e e e e e e

f f f f f f f f f



g g g g g g g g g

h h h h h h h h h


i i i i i i i i i

j j j j j j j j j


k k k k k k k k k



m m m m m m m m



n n n n n n n n



o o o o o o o o o

p p p p p p p p p

q q q q q q q q q

r r r r r r r r r

s s s s s s s s s

t t t t t t t t t

u u u u u u u u u

v v v v v v v v v

w w w w w w w w w

X X X X X X X X X

y y y y y y y y y

Z Z Z Z Z Z Z Z Z

PART-II

1. CURSIVE WRITING : CAPITAL LETTERS:

A A A A A

B B B B B

C

C

C

C

C

D

D

D

D

D

E

E

E

E

E

F F F F F F

G G G G G G

H H H H H H

I I I I I I

J J J J J J

K K K K K K

L L L L L L

M M M M M M

N N N N N

O O O O O O

P P P P P P

Q Q Q Q Q Q

R R R R R R

S S S S S S

T T T T T T

U U U U U U

V V V V V V

W W W W W W

X X X X X X

Y Y Y Y Y Y

Z Z Z Z Z Z

2. CURSIVE WRITING : SMALL LETTERS:

a a a a a a a a a a

b b b b b b b b b b

c c c c c c c c c c

d d d d d d d d d

e e e e e e e e e

f f f f f f

g g g g g g g g g

h h h h h h h h h

i i i i i i i i i

j j j j j j j j j

k k k k k k k k k

l l l l l l l l l

m m m m m m m

n n n n n n n n n

o o o o o o o o o

p p p p p p p p

q q q q q q q q

r r r r r r r r

Handwriting practice sheet for cursive letters 'd', 't', and 'u'. The sheet is divided into three main sections, each with a row of examples and two rows for practice.

Section 1: Cursive 'd'

Row 1: *d d d d d d d d d*

Row 2: (Blank for practice)

Row 3: (Blank for practice)

Section 2: Cursive 't'

Row 1: *t t t t t t t t t*

Row 2: (Blank for practice)

Row 3: (Blank for practice)

Section 3: Cursive 'u'

Row 1: *u u u u u u u u u*

Row 2: (Blank for practice)

Row 3: (Blank for practice)

v v v v v v v v

w w w w w w w w

x x x x x x x x

y y y y y y y y y

z z z z z z z z z

Am Be Is Are Were

Go Do At Up Of On

India is our motherland.

Morning shows the day.